

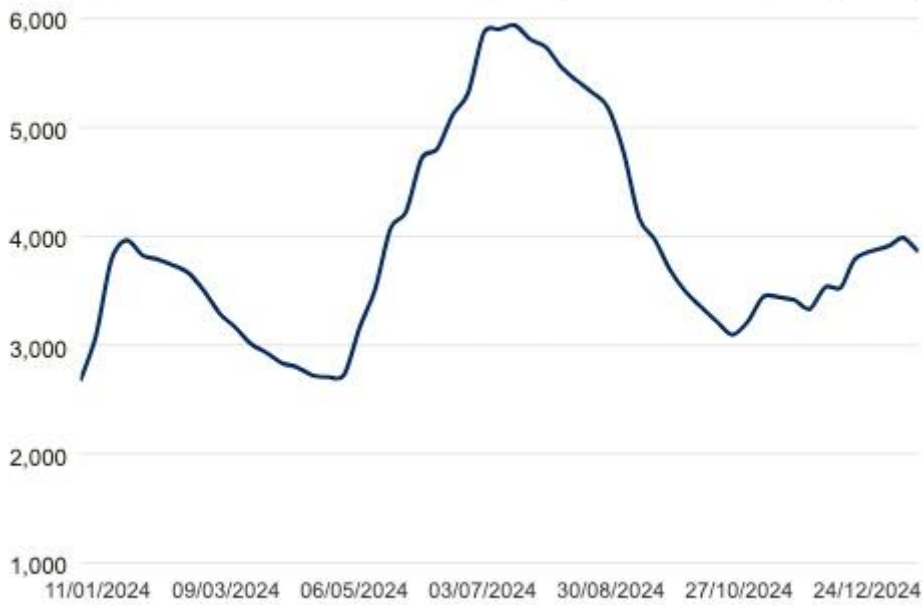


Drewry's World Container Index - 16 Jan

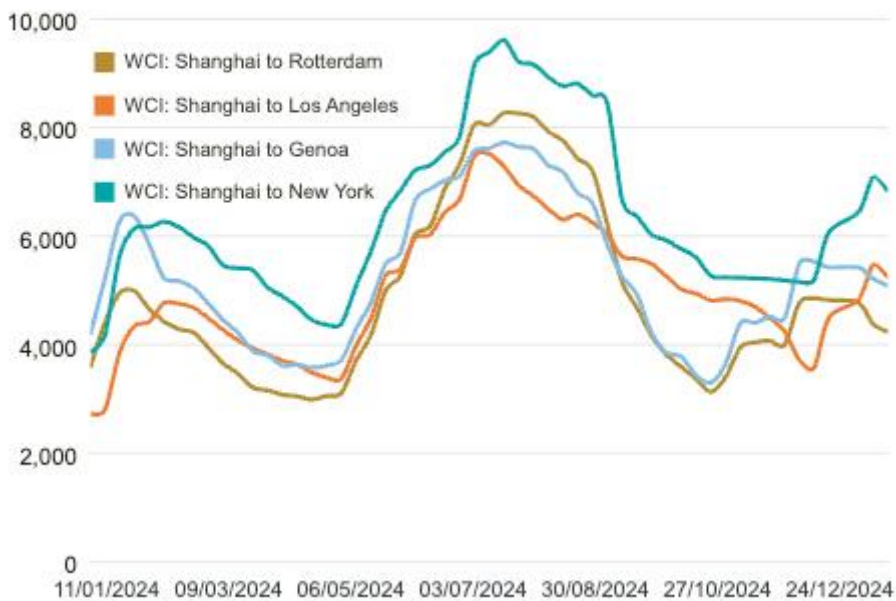
posted by AJOT | Jan 16 2025 at 01:55 PM | [Maritime](#) | [Liner Shipping](#)

Drewry's World Container Index decreased 3% to \$3,855 per 40ft container this week.

Drewry World Container Index (WCI) - 16 Jan 25 (US\$/40ft)



Drewry WCI: Trade Routes from Shanghai (US\$/40ft)



Source: Drewry

Our detailed assessment for Thursday, 16 January 2025

- The Drewry WCI composite index decreased 3% to \$3,855 per 40ft container, 63% below the previous pandemic peak of \$10,377 in September 2021, but was 171% higher than the average \$1,420 in 2019 (pre-pandemic).
- The average YTD composite index is \$3,915 per 40ft container, \$1,045 higher than the 10-year average of \$2,871 (inflated by the exceptional 2020-22 Covid period).
- Freight rates from Shanghai to Los Angeles decreased 5% or \$248 to \$5,228 per 40ft container. Similarly, rates from Shanghai to New York fell 4% or \$260 to \$6,825 per 40ft container. Likewise, rates from Shanghai to Rotterdam dropped 3% or \$144 to \$4,231 per 40ft container. Those from Shanghai to Genoa also reduced 2% or \$124 to \$5,086 per 40ft container, and rates from Rotterdam to Shanghai shrank 1% or \$4 to \$518 per 40ft container. Conversely, spot rates from Rotterdam to New York increased 4% or \$100 to \$2,798 per 40ft container. Similarly, rates from Los Angeles to Shanghai rose 1% or \$6 to \$725 per 40ft container. Meanwhile, rates from New York to Rotterdam remained stable. Drewry expects spot rates to decrease slightly in the coming weeks due to increased capacity.

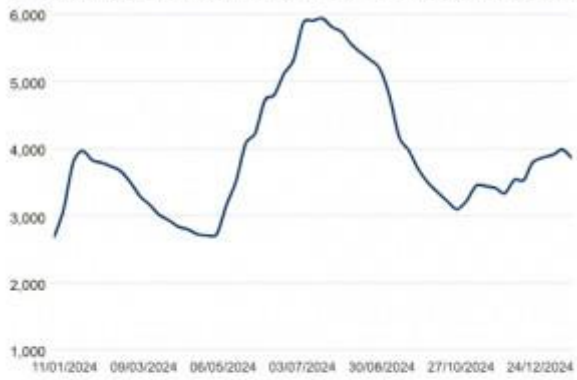
Spot freight rates by major route

Our assessment across eight major East-West trades:

Route	Route code	02-Jan-25	09-Jan-25	16-Jan-25	Weekly change (%)	Annual change (%)
Composite Index	WCI-COMPOSITE	\$3,905	\$3,986	\$3,855	-3% ▼	2% ▲
Shanghai - Rotterdam	WCI-SHA-RTM	\$4,774	\$4,375	\$4,231	-3% ▼	-15% ▼
Rotterdam - Shanghai	WCI-RTM-SHA	\$516	\$522	\$518	-1% ▼	-47% ▼
Shanghai - Genoa	WCI-SHA-GOA	\$5,420	\$5,210	\$5,086	-2% ▼	-19% ▼
Shanghai - Los Angeles	WCI-SHA-LAX	\$4,829	\$5,476	\$5,228	-5% ▼	35% ▲
Los Angeles - Shanghai	WCI-LAX-SHA	\$728	\$719	\$725	1% ▲	-5% ▼
Shanghai - New York	WCI-SHA-NYC	\$6,445	\$7,085	\$6,825	-4% ▼	21% ▲
New York - Rotterdam	WCI-NYC-RTM	\$838	\$828	\$828	0%	36% ▲
Rotterdam - New York	WCI-RTM-NYC	\$2,720	\$2,698	\$2,798	4% ▲	86% ▲

Source: Drewry Supply Chain Advisors

Drewry World Container Index (WCI) - 16 Jan 25 (US\$/40ft)



Drewry WCI: Trade Routes from Shanghai (US\$/40ft)

